



Anti water hammer combination air valve for sewage/industry Mod. SCS - AS

The air valve guarantees the proper operation of sewage lines allowing the entrance of large air quantity in case of pipe bursting or draining phases, the release of air pockets during working conditions and the controlled air outflow speed.



Technical features and benefits

- Lower body in AISI 316 designed with strongly sloped walls to avoid grease and/or other material deposit.
- Upper body in AISI 316 containing the air release device protected against possible projections and spurts during rapid filling phases, by a stainless steel diffuser.
- Mobile block including a shaft and a large float, both in stainless steel AISI 316, placed on the lower body and connected to the air release mechanism and to the main orifice obturator.
- Anti Shock automatism composed of a metallic disk with 2 or more adjustable orifices, a guide bar and a counteracting spring in stainless steel.
- Drainage valve for chamber control and draining.
- Maintenance can easily be performed from the top without removing the air valve from the pipe.
- Evacuation bend suitable for flooded environments with 1" threaded outlet.

Applications

- Industrial and civil plants, exposed to water hammer events, in presence of liquid with solids and debris.
- Mines.
- Desalination plants.
- Deep well boreholes.
- Special version as a gas air release valve.

Operating principle



Controlled air discharge

During the pipe filling it is necessary to avoid rapid closures, responsible of water hammer effects. The SCS AS, thanks to the anti-shock feature, will control the air outflow; the risk of overpressure will therefore be minimized.

Air release during working conditions

During operation the air produced by the pipeline is accumulated in the upper part. Little by little it is compressed and its volume increases, pushing the liquid level downwards allowing the air release through the nozzle.


Entrance of large volumes of air

During pipeline draining, or pipe bursts, it is necessary to bring in as much air as the quantity of outflowing water, to avoid negative pressure and serious damages of the pipeline and the entire system.

Optional



■ **Vacuum breaker version**, to allow the entrance of large volumes of air only with the anti water hammer feature. This model is normally recommended near the pumps and in changes in slope ascending, long ascending segments exposed to transients events. More in general wherever air release won't be required still providing some protection against water hammer.

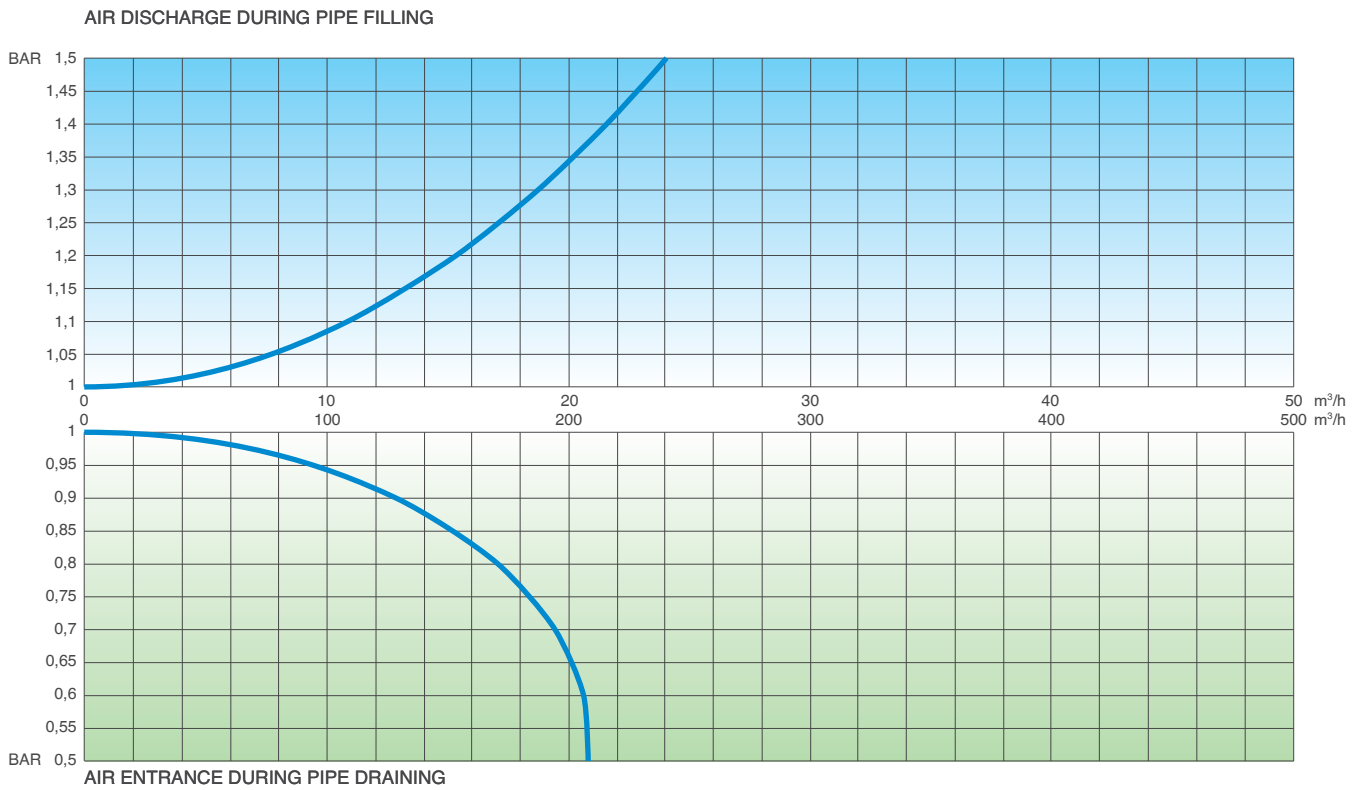


■ **Version for air entrance only SCS IO series**, available for vacuum breaker model only. The most important application of IO is to allow the air valve installation in those locations of the system where, for project requirements, air discharge and release must be avoided.



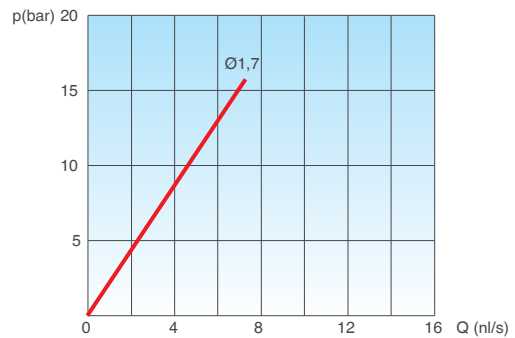
■ The counteracting spring force as well as the sonic nozzles, both responsible of the proper operation of the AS device, can be modified on request according to the project conditions and the transient analysis.

Air flow performance charts



Working conditions

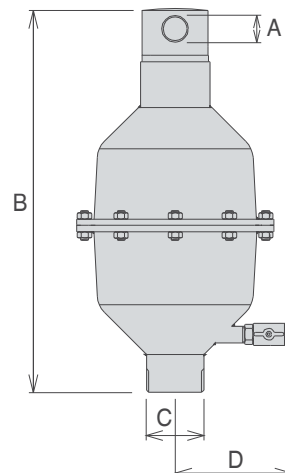
Waste water 70° C max.;
 Maximum pressure 16 bar;
 Minimum pressure 0,2 bar;
 Version for high temperature available on request.



AIR RELEASE DURING WORKING CONDITIONS

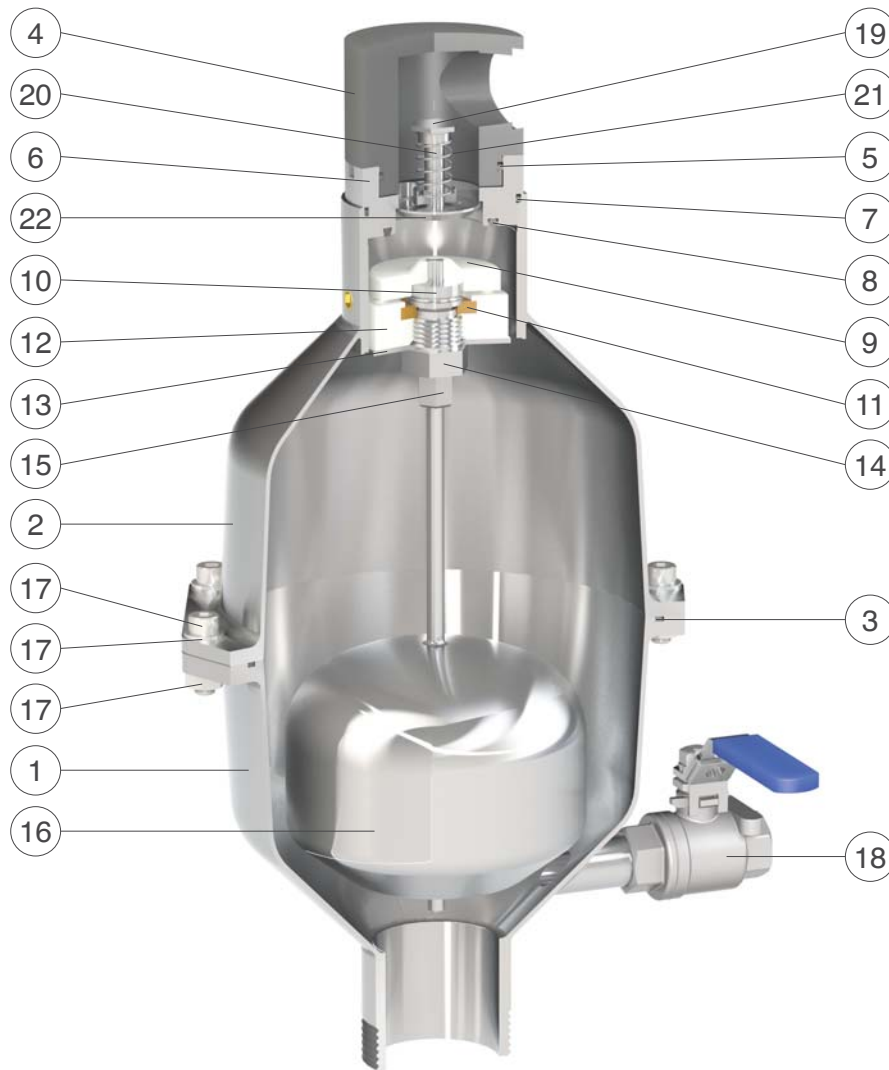
Standard

Designed in compliance with EN-1074/4.
 Manufactured with 2" outlet; supplied on request with flanges according to EN 1092/2 / ANSI.
 Changes and variations on the flanges details available on request.



DN (C) mm	A mm	B mm	D mm	Main orifice mm ²	Nozzle mm ²	Weight Kg
2"	1"	380	137	490	1,7	4

Technical details



N.	Component	Material	Standard
1	Lower body	stainless steel	AISI 316
2	Upper body	stainless steel	AISI 316
3	O-ring	NBR	
4	Cap	PVC	
5	O-ring	NBR	
6	Seat	stainless steel	AISI 316
7	O-ring	NBR	
8	Seat gasket	NBR	
9	Obturator	polypropylene	
10	Nozzle subset	stainless steel	AISI 316
11	Plane gasket	NBR/Polyurethane	
12	Lower gasket holder	polypropylene	
13	Diffuser	stainless steel	AISI 316
14	Guiding nut	stainless steel	AISI 316
15	Upper gasket holder	stainless steel	AISI 316
16	Float	stainless steel	AISI 316
17	Screws, washers and nuts	stainless steel	AISI 316
18	Drain valve	stainless steel	AISI 316
19	Spring support	stainless steel	AISI 316
20	AS shaft	stainless steel	AISI 316
21	Spring	stainless steel	AISI 316
22	AS obturator	stainless steel	AISI 316